

UIC CHILDREN'S CENTER

OCTOBER 2019 NEWSLETTER

WELCOME!

Welcome families to our October newsletter. We are excited to start another month with you. The October newsletter includes an overview from each classroom, an at-home math activity and an October book list. Please share with us what you would like to see in the monthly newsletters. Have a great month!

- Samantha

Important Reminders:

- Please complete & return ASQs ASAP. (They are reviewed with you during P/T conferences)
- BR & GR P/T conferences will begin on the 28th (please sign up/see your child's teacher for more info)

October Birthdays:

- 10/1- Linda 10/8- Jonathan
- 10/2- Aliyah 10/13- Harrison
- 10/3- Yaman 10/13- Michael
- 10/4- Logan 10/18- Nyla Grace
- 10/7- Rasha & Arush 10/18- Arlene
10/22- Alexander


Events:

- 10/4- Fall Family Potluck

**Also, please refer to the end of this newsletter for important information about Parent/Teacher Conferences and Halloween at the Children's Center.



"If you have good thoughts they will shine out of your face like sunbeams and you will always look lovely." – Roald Dahl



A look at this month
from each classroom

From the Green Room

The ability to identify colors is a milestone in a child's cognitive process. In the Green Room we have explored colors through color mixing, reading books on colors, and conducting science experiments on colors. We are now leading into the children exploring colors around their environments and about themselves. Over the month the children will be creating different forms of self-portraits. Self-portraits is to engage children in examining the details which make up their faces, and then, drawing/creating what they see.

Drawing self-portraits supports communication development. Children begin to name their facial features such as eyes, nose, mouth, ears, as well as talking about the colors they see in their face, hair, and eyes.

From the Blue Room

The Blue Room has had a great start to the year! We began with an exploration on feelings, families, and all about me, which we'll continue into October. This past month, children were able to use open-ended art materials, paints and pencils, to make different kinds of self-portraits, and look at eye, hair and skin color. Afterwards, the class helped to create a chart where they could identify the uniqueness of each other. For the month of October, we will begin to introduce other classroom activities, such as with our community job chart, weekly cooking and story dictations.

From the Orange Room

This month, the Orange room will continue to focus on emotions. The children made their own feeling cards with Teacher Sandy and discussed ways we often show emotion. We will also continue with superhero play and why it's important for the children to have opportunities to act out their own interpretations of what it means to be a superhero. The children made their own masks with Teacher Georgina and gave themselves superhero names and special powers. We will acknowledge the fall season with pumpkin carving, baking pumpkin seeds and witches brew. We will also read books about holidays that happen during this season. Lastly, we will revisit our classroom rules with the children helping us to reestablish our classroom expectations.



Fun Ways to Build Your Child's Literacy Skills While Doing Laundry Together

Donna C. Celano and Susan B. Neuman

Turn laundry time into learning time! Whether you're washing clothes at home or at the laundromat, there are plenty of things to talk about with your child. These rich conversations help to build your child's language and literacy development. Try the following activities the next time you are doing a load of laundry.

Sort clothes: Having your child help you with sorting clothes can spark many different conversations. For example, you can sort clothes by colors (whites, blues, reds) or by types (shirts, pants, socks).

Look for shapes: Encourage your child to find various shapes. For example, circle shapes include knobs, dryer windows, and coins; soap boxes, windows, and books are rectangles.

Hunt for numbers and letters: Play a game with your child to find numbers or letters of the alphabet on signs, laundry products, clothes, and washing machines.

Count: Laundry time provides plenty of opportunities to count with your child. Your child can count the number of socks that are folded or the number of quarters that go into the washer.

Find colors: Many conversations can revolve around colors. Ask your child to bring you the blue shirt, or have your child say the colors of items as you pull them from the dryer. Open the washer before it begins the rinse cycle and ask, "What colors are the soap bubbles?" You can also find colors on soap boxes, signs, and machines.

Read labels: Talk with your child as you read labels, such as tags in clothes ("The tag says to turn this shirt inside out") or words on machines ("Let's turn the knob to 'delicate'").

Hearing new words helps expand your child's vocabulary.


Read books: One of the best ways to enhance your child's literacy skills is to read books together. Cuddle up together with a book while you wait for the washer or dryer to finish a cycle.

Photograph: © Getty Images This message is meant to be cut out, photocopied, and sent home with children as a resource for parents! It is also available online at NAEYC.org/tyc.

Copyright © 2019 by the National Association for the Education of Young Children. See Permissions and Reprints online at NAEYC.org/resources/permissions.

October Book List: This month's book list includes books that highlight topics about the fall season.


Thank you Omu!- Oge Mora- 2019 Read for the Record book



A 2019 Caldecott Honor Book
Winner of the Coretta Scott King/John Steptoe New Talent Illustrator Award
In this remarkable author-illustrator debut that's perfect for fans of *Last Stop on Market Street* and *Extra Yarn*, a generous woman is rewarded by her community.


Everyone in the neighborhood dreams of a taste of Omu's delicious stew! One by one, they follow their noses toward the scrumptious scent. And one by one, Omu offers a portion of her meal. Soon the pot is empty. Has she been so generous that she has nothing left for herself? Debut author-illustrator Oge Mora brings to life a heartwarming story of sharing and community in colorful cut-paper designs as luscious as Omu's stew, with an extra serving of love. An author's note explains that "Omu" (pronounced AH-moo) means "queen" in the Igbo language of her parents, but growing up, she used it to mean "Grandma." This book was inspired by the strong female role models in Oge Mora's life.

The Very Best Pumpkin
Mark Moulton



Growing up on Mimi and Papa's farm, Peter knows a lot about caring for pumpkins. One summer Peter finds a lonely pumpkin all by itself in the field, and with his tender care, the pumpkin flourishes. By autumn, it's the very best pumpkin of all, and Peter wants to keep it for himself. But when a young girl shows up at the farm in quest of a perfect pumpkin, will Peter pass on his prized pumpkin and gain a friend? From the bestselling creators of *Reindeer Christmas* and *A Snowman Named Just Bob*, this enchanting story is filled with the magic of autumn and friendship.

Leaf Man- Lois Ehlert



Fall has come, the wind is gusting, and Leaf Man is on the move. Is he drifting east, over the marsh and ducks and geese? Or is he heading west, above the orchards, prairie meadows, and spotted cows? No one's quite sure, but this much is certain: A Leaf Man's got to go where the wind blows.

With illustrations made from actual fall leaves and die-cut pages on every spread that reveal gorgeous landscape vistas, here is a playful, whimsical, and evocative book that celebrates the natural world and the rich imaginative life of children.

Hi All,

All professions have jargon. Early childhood education is full of them, and as hard as we try not to use jargon, these phrases come up a lot during parent teacher conferences. Here is a short article that I hope will help everyone create some shared definitions.

12 Teacher Terms Demystified:

<https://www.naeyc.org/our-work/families/12-teacher-terms-demystified>

This article is one of many great articles found on the website NAEYC For Families.

<https://www.naeyc.org/our-work/for-families>

Please feel free to share topics you would like to learn more about. I'll do my best to find helpful articles, books, or other resources.

Take Care,

Kim

Parent-Teacher Conferences: Building a Relationship

We have entered the season for Parent-teacher conferences. The relationship between parents and teachers are most effective when participants have frequent open communication with each other and demonstrate mutual respect for each other's roles in a child's life. There are three main goals for this first round of conferences. First, this time allows both parents and teachers to gain a more comprehensive picture of a child through mutual dialog. Second, parents and teachers collaboratively work to develop goals that will serve as the foundation for assessment throughout the year. Finally, teachers will share screening results from the ESI and ASQ.

THINGS TO KEEP IN MIND:

1. **Be willing and ready to share information about your child and family.** Families are the most important influence in a child's life. You know your child better than anyone else and have valuable insights to share with the teacher.

2. **Stay focused on your child.** It is natural for our ideas about teachers and their role to be shaped by our own school experiences. Think about and then put aside your experiences as a student. Stay focused on your child and his or her unique needs.

3. **Attend every parent-teacher conference.** All conferences are set-up during the hours of 1:30pm-3:00pm (30 minutes max). This time is protected time that the teachers have outside of the classroom daily. For off-campus parents who wish to participate and cannot make it we are happy to include them via conference call or Facetime/Skype.

4. **Arrive on time.** Teachers have a tight schedule for conferences—30 minutes per child and family. Be considerate of other parents whose conferences will take place after yours. Conferences are offered twice a year and parents are always welcome to reach out to teachers with questions throughout the year, between conferences.

5. **Listen with an open mind.** Try to concentrate on what the teacher is saying instead of what you are going to say next. Ask questions when you don't understand. Explain the reasons for your views and voice your concerns, but be open to suggestions. Stay on the subject: your child's progress.

Halloween at the Children's Center

Because Halloween can be a frightening and confusing time for very young children, we ask that your child not bring or wear costumes, masks, or makeup to the Center. Each of the classrooms will be recognizing Halloween in very simple ways, focusing more on the fall season (including the change in weather, leaves, pumpkins and other fall related things). Your child may learn a seasonal song, explore the inside of a pumpkin, or read a silly tale. Please check the Friday emails to find out more about your child's classroom specific plans. We also ask that you not send candy or sugary treats. If you would like to bring in something for your child's class, please arrange it with the teachers beforehand. Healthy snacks, pencils, bubbles, or stickers are always welcome alternatives. If you have any questions, please stop do not hesitate to ask any staff member.

Thanks
